

LINXYS



G050P-L

PURE ELECTRIC TRUCK



Compact, lightweight, and fully equipped

- The compact body allows you to move unobstructed through all kinds of streets.
- 162km range and fast charging ,it eliminates all your concerns about transportation.
- Max gradient 27%, IP67 waterproof: conquer challenging terrains.



Compact body, massive capacity

- Spacious cargo bed, effortlessly accommodating every business need!
- 1969×1376×370mm large cargo bed, offering versatile loading space to meet your diverse demands, ensuring efficient transportation and a winning start!



30 kW Peak Power Motor: Quick Acceleration, Powerful Performance.



Powered by CATL batteries: delivering high quality, safety, and stability.



Efficient fast charge + home slow charge: Dual charging ports with dual temperature control protection.



COZY COCKPIT

Compact and intelligent cockpit design for a more user-friendly experience. Pure electric driving with simple and enjoyable operation.



Central control system



Cup holder storage compartment



Dashboard storage compartment



Remote key



USB power supply



Push-Button start



Headliner storage compartment



Electronic gear shife



Comprehensive Safety Design

- Certified by UN ECE and Japan PHP, compliant with UN collision safety regulations, ensuring safety and security.



Utilize the camera-based Lane Departure Warning to receive alerts when your vehicle unintentionally drifts out of the lane.



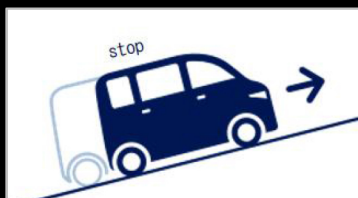
Obstacle detection sensors emit audible alerts with variable intervals, indicating the distance between the vehicle and obstacles. To prevent driver misoperation, firm pressing of the accelerator pedal is required to start the vehicle.



When parking, an audible warning will sound if the distance from the vehicle in front exceeds 4 meters after it starts moving.



During hill start, the vehicle prevents backward movement for approximately 5 seconds upon reapplication of the pedal, even if the brake is released.



When the driver exits the vehicle in "D" or "R" gear, the system automatically switches to "P" gear to prevent unintended movement. Developed by ASF, this system prevents self-moving accidents.



Model		G050P-L
Dimensions (mm)	Overall dim	3695×1475×1980
	Bed dim	1969×1376×370
	Wheelbase	2430
Capability (kg)	GVWR	1640
	Curb weight	1080
	carrying capacity	410
Power parameter	Driving range (km)	190 (WLTC-R154) /162 (WLTC-715)
	Maximum speed (km/h)	90
Battery	Battery type	LFP (CATL)
	Battery energy (kWh)	29.67
	Fast charging time	30Min (SOC30%-80%,25℃)
	Battery heating	●
Driving Motor	Max. power (KW)	30
	Max. torque (N·m)	120
Passability	Minimum ground clearance (mm)	1300/1290
	Front/rear overhang (mm)	130
	Maximum gradability (%)	27
	Minimum turing diameter (m)	8.8m
Chassis and braking system	Tire specifications	145R12 LT 8PR
	Front suspension	Macpherson independent suspension
	Rear suspension	Multi-link non-independent suspension
	Drive form	Rear-wheel drive
	Brake system	Front disc and rear drum hydraulic brakes
Safety Configuration	Main driver airbag	●
	Passenger airbag	-
	Seat Belt Reminder	●
	ESC	●
	Lane departure warning	●
	AEB	-
	Forward vehicle start noticing	●
	Self walking prevention function	●
	Anti sliding slope function	●
other	Rudder	LHD
	Seating capacity	2
	Driver's seat heating	-
	AC/PTC	●
	Large center control screen	●
	Backup camera/Car backing radar	●
	Rear protection rail	○
	Main passenger door rain strip	○
	Tray table	○
	Weather strips for the driver and front passenger doors	○
	Basic hand tool	●
	Reading light	●
	Driver area lighting	●
	left and right toolboxes	●
	Charging standard	CCS2 (AC+DC)

Note: Standard ● Optional ○ Without -

Body color:



Sky silver: ○

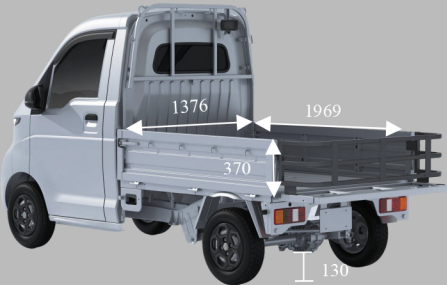


Candy white: ●

Trim color:



Sapphire blue: ○

Onyx black: ●



LINXYS

G050P EV TRUCK
MAXIMIZE YOUR BUSINESS

